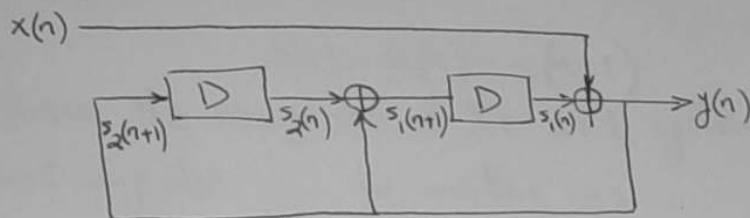


# EECS20N (Fall 2005) HW7 Solutions

## HW 7.1

$$y(n) = y(n-1) + y(n-2) + x(n)$$

- a) The difference equation is second order  $\Rightarrow$  We can implement this system with a minimum of two delay elements. The delay-adder-gain block diagram is shown below:



- b) From the diagram (labeling outputs of delay elements as state variables):

$$s_1(n+1) = s_2(n) + y(n) \quad (i)$$

$$s_2(n+1) = y(n) \quad (ii)$$

$$y(n) = s_1(n) + x(n) \quad (iii)$$

Inserting (iii) in each of (i) and (ii), we obtain:

$$s_1(n+1) = s_1(n) + s_2(n) + x(n)$$

$$s_2(n+1) = s_1(n) + x(n)$$

$$y(n) = s_1(n) + x(n)$$

which can be rewritten in standard state-space form as follows:

$$\begin{bmatrix} s_1(n+1) \\ s_2(n+1) \end{bmatrix} = \underbrace{\begin{bmatrix} 1 & 1 \\ 1 & 0 \end{bmatrix}}_A \begin{bmatrix} s_1(n) \\ s_2(n) \end{bmatrix} + \underbrace{\begin{bmatrix} 1 \\ 1 \end{bmatrix}}_B x(n) \quad \text{State-Evolution Equation}$$

$$y(n) = \underbrace{\begin{bmatrix} 1 & 0 \end{bmatrix}}_C \begin{bmatrix} s_1(n) \\ s_2(n) \end{bmatrix} + \underbrace{1}_D x(n) \quad \text{Output Equation}$$

- c)  $h(n)$ ,  $n \geq 0$  is the Fibonacci sequence

$$\begin{matrix} n=0 & n=1 & n=2 & n=3 & \dots \\ 1, & 1, & 2, & 3, & 5, 8, 13, 21, \dots \end{matrix}$$

(every term starting with  $n=2$  is the sum of the previous two terms)

## HW 7.2

(a)

A suitable model is:

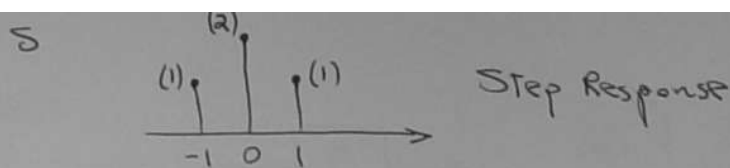
$$\begin{aligned} A &= \begin{bmatrix} 0 & 0 & 0 & \alpha & \beta \\ 1 & 0 & 0 & 0 & 0 \\ 0 & 1 & 0 & 0 & 0 \\ 0 & 0 & 1 & 0 & 0 \\ 0 & 0 & 0 & 1 & 0 \end{bmatrix}, & B &= \begin{bmatrix} 1 \\ 0 \\ 0 \\ 0 \\ 0 \end{bmatrix}, \\ C &= \begin{bmatrix} 0 & 0 & 0 & \alpha & \beta \end{bmatrix}, & D &= \begin{bmatrix} 1 \end{bmatrix}, \end{aligned}$$

(b)

The only items in the state-space representation that change are  $B$  and  $D$ , which become

$$B = \begin{bmatrix} 0.5 & 0.5 \\ 0 & 0 \\ 0 & 0 \\ 0 & 0 \\ 0 & 0 \end{bmatrix} \quad D = [0.5 \ 0.5].$$

# HW 7.3



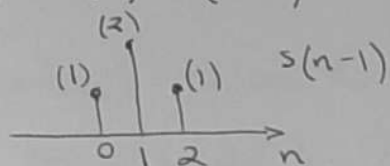
a) We note that the unit impulse function  $\delta$  can be written as follows:

$$\delta(n) = u(n) - u(n-1)$$

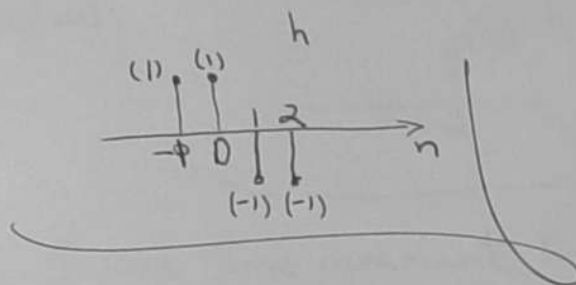
Hence, the response of the LTI system  $G$  to the unit impulse can be written as

$$h(n) = s(n) - s(n-1)$$

Noting that

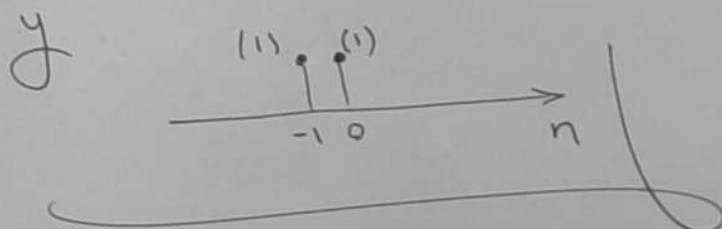


We have

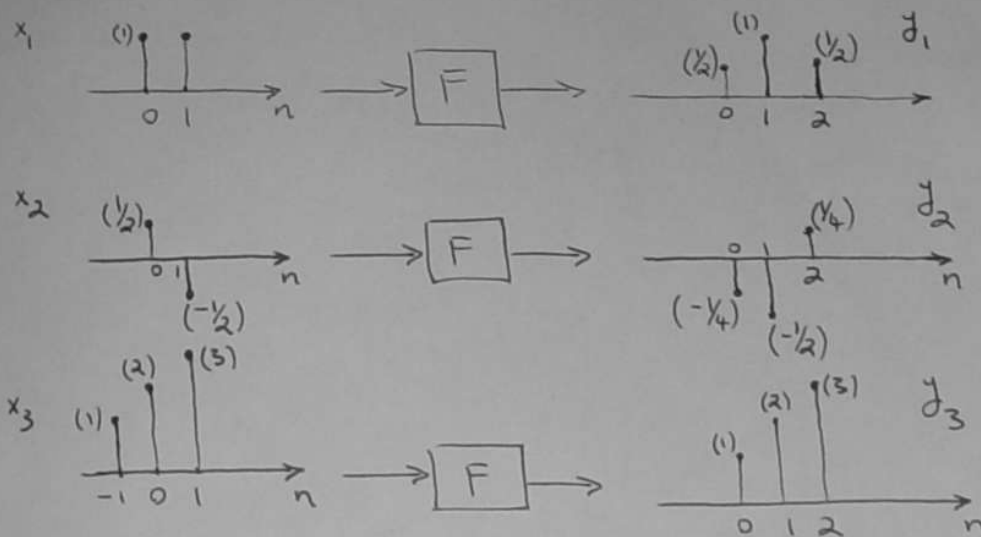


b) The response to  $x(n) = \sum_{k=0}^{\infty} \delta(n-2k)$  is

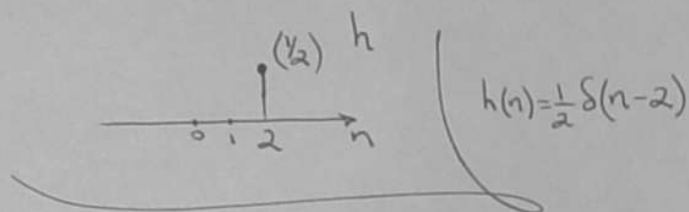
$y$  such that  $y(n) = \sum_{k=0}^{\infty} h(n-2k)$



# HW 7.4



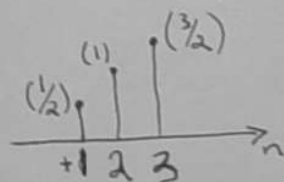
- a) Note that  $\delta = \frac{1}{2}(x_1 + 2x_2)$ . Since the system is linear, the output is  $h = \frac{1}{2}(y_1 + 2y_2)$ . The plot of  $h$  is shown below:



- b) If the system were time invariant, then it would be true that  $y_3(n) = h(n+1) + 2h(n) + 3h(n-1)$  because

$$x_3(n) = \delta(n+1) + 2\delta(n) + 3\delta(n-1)$$

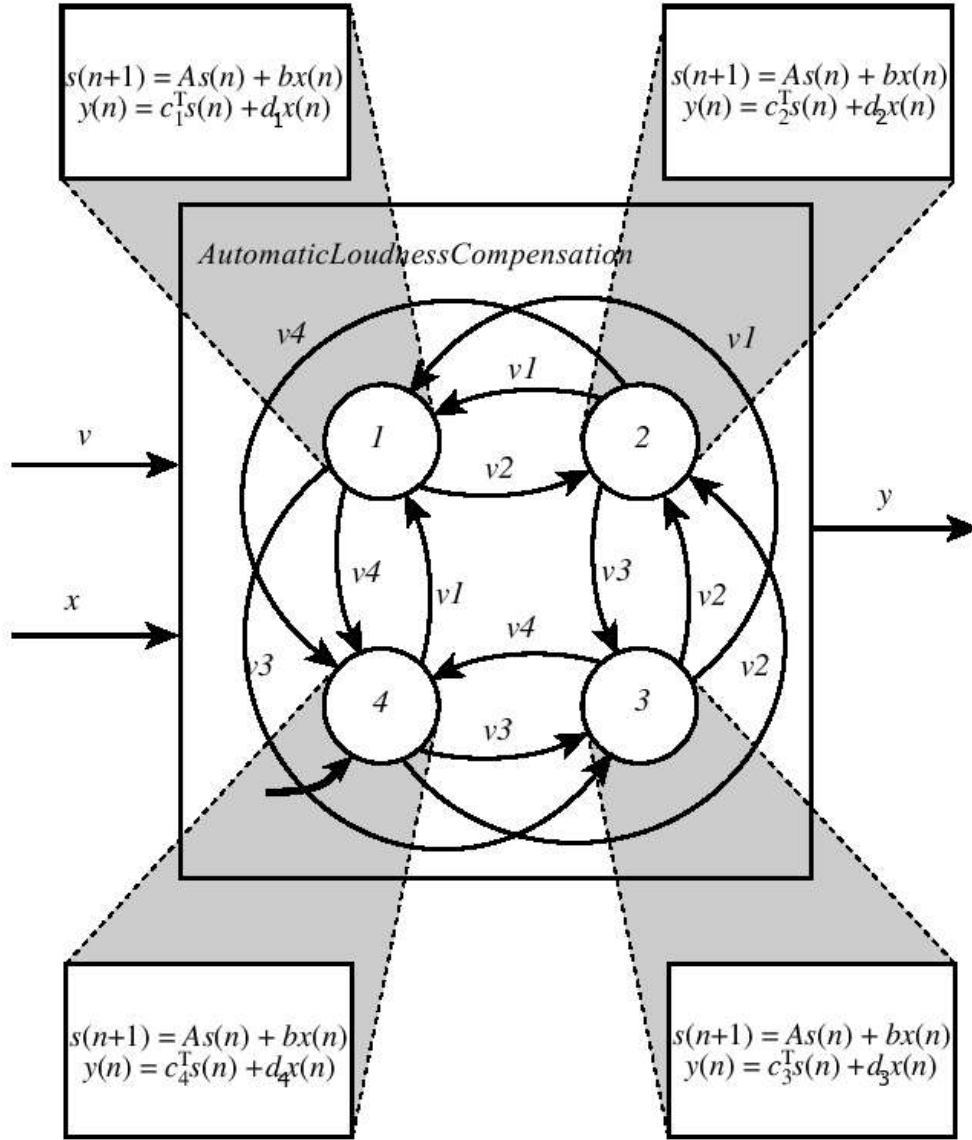
However,  $h(n+1) + 2h(n) + 3h(n-1)$  is shown below:



Clearly, this is not equal to  $y_3$ . Hence,  $F$  cannot be time-invariant.

## HW 7.5

The following hybrid system will do the job:



The inputs are two discrete-time signals,  $v$  representing the current volume setting, and  $x$  representing the audio signal. Each state  $i$  has a refinement that defines the state update and output as

$$\forall n \in \mathbb{Z}, \quad \begin{aligned} s(n+1) &= As(n) + bx(n) \\ y(n) &= c_i^T s(n) + d_i x(n). \end{aligned}$$

The guard on each transition into state  $i$  is a set  $v_i \subset Inputs$  given by

$$v_i = \{(v(n), x(n), s(n), y(n)) \mid T_{i-1} \leq v(n) < T_i\},$$

where  $T_0, \dots, T_5$  are thresholds governing the levels where the filtering switches.  $T_0 = 0$  is the lowest level and  $T_4 = \infty$  is the highest.

## HW 7.6

(a) The system generates an event sequence

$$(1, 3, 4, 6, 7, 9, 10, \dots)$$

at times

$$1, 3, 4, 6, 7, 9, 10, \dots$$

That is, the value of each output event is equal to the time at which it is produced, and the intervals between events alternate between one and two seconds. Precisely,

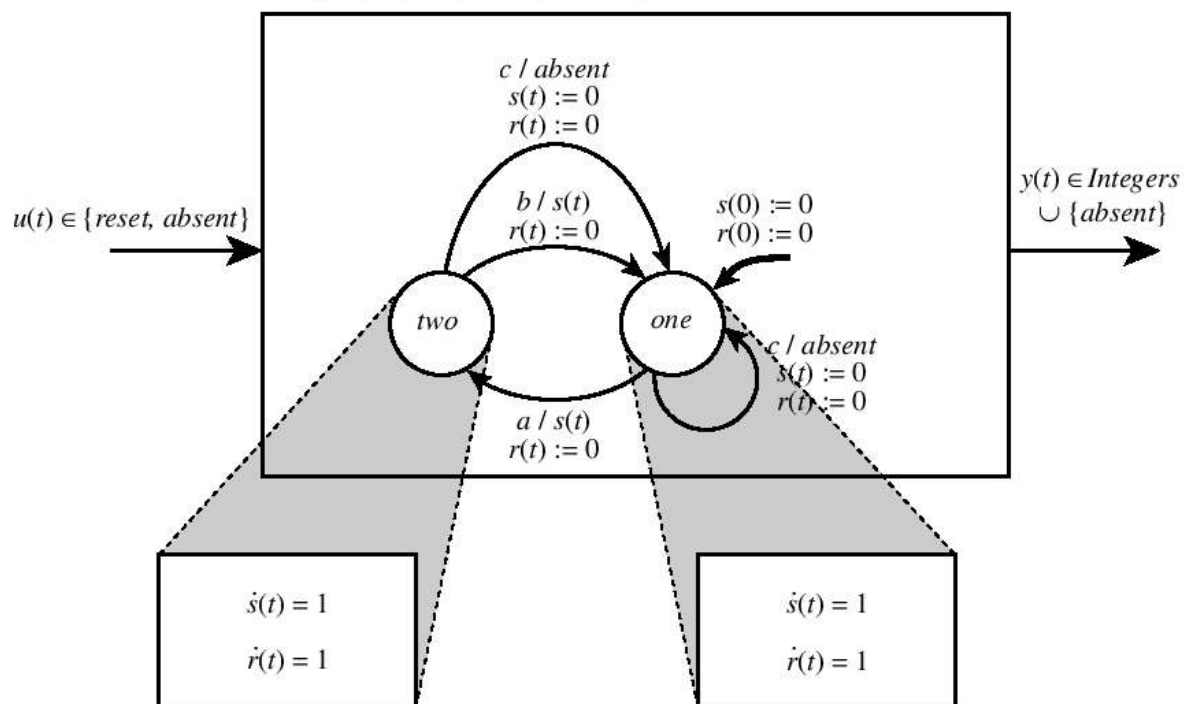
$$y(t) = \begin{cases} t & \text{if } t = 3k \text{ for some } k \in \mathbb{N} \\ t & \text{if } t = 3k + 1 \text{ for some } k \in \mathbb{N}_0 \\ \text{absent} & \text{otherwise} \end{cases}$$

(b)

$$a = \{(r(t), s(t), u(t)) \mid r(t) = 1 \wedge u(t) = \text{absent}\}$$

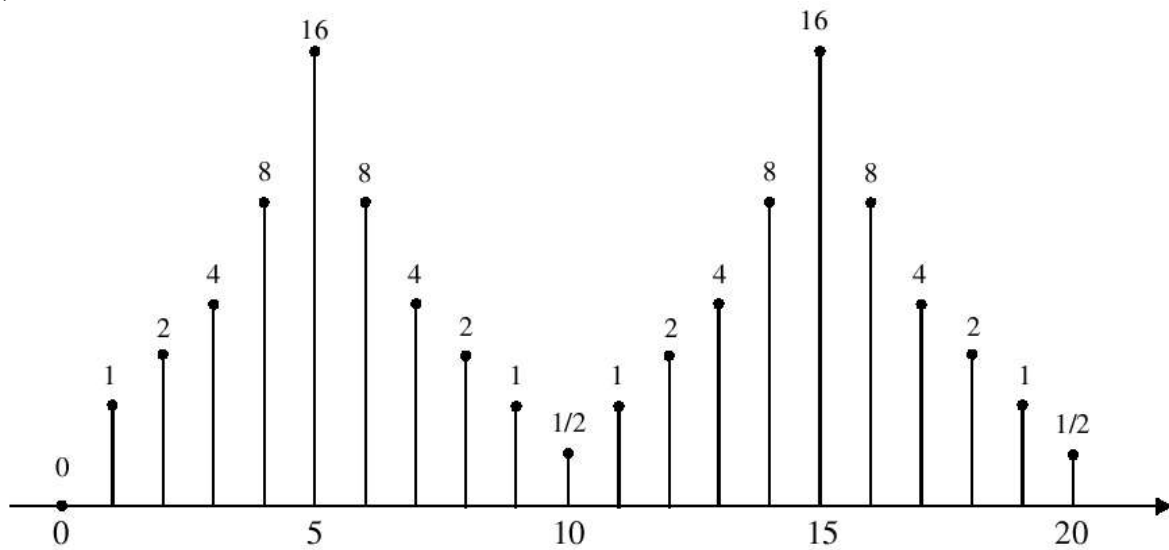
$$b = \{(r(t), s(t), u(t)) \mid r(t) = 2 \wedge u(t) = \text{absent}\}$$

$$c = \{(r(t), s(t), u(t)) \mid u(t) = \text{reset}\}$$



## HW 7.7

(a)



(b)

No, overall state  $S = \{1, 2\} \times \text{Reals}$

state = (mode(n), r(n))

mode(n)	r(n)	mode(n + 1)	r(n + 1)	output y(n)
1	$ r(n)  \leq 10$	1	$2r(n) + x(n)$	$r(n)$
1	$ r(n)  > 10$	2	$\frac{1}{2}r(n) + x(n)$	$r(n)$
2	$ r(n)  < 1$	1	$2r(n) + x(n)$	$r(n)$
2	$ r(n)  \geq 1$	2	$\frac{1}{2}r(n) + x(n)$	$r(n)$

(c)

state(n) = (mode(n), time in mode 2, r(n))

$S = \{1, 2\} \times \{0, 1, 2\} \times \text{Reals}$